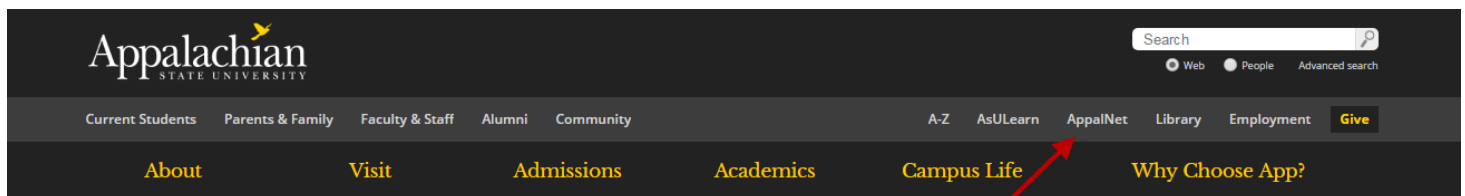


How to Accept Your Financial Aid Award through AppalNet

Appalachian's AppalNet Portal is the one-stop source for information and resources from the Appalachian State community. Students have direct access to all aspects of their accounts. Grades, registration information, targeted announcements, **financial aid** and account information, are all available to the student through the single portal. These resources allow students to personalize and manage their access to services across a broad spectrum including class registration, grades, degree audit management, billing and payments, parking, campus housing and other student activities.

After your financial aid package has been awarded, you can access your award to view any possible scholarships and grants as well as web-accept all or a portion of offered loans. Follow these easy steps to view and take action on your financial aid award.

1. **Begin by going to www.appstate.edu where you will find the link to your AppalNet sign on.**



The screenshot shows the top navigation bar of the Appalachian State University website. The AppalNet link is highlighted with a red arrow. Below the navigation bar is a large graphic of a globe with three stylized human figures inside, and a text block that reads "Let's talk immigration" with a "Learn more" button.

Appalachian STATE UNIVERSITY

Search Web People Advanced search

Current Students Parents & Family Faculty & Staff Alumni Community A-Z AsU Learn AppalNet Library Employment Give

About Visit Admissions Academics Campus Life Why Choose App?

Let's talk immigration

We've consulted our internal experts, done some homework and gathered information to sort matters out and share sound information.

Learn more

Apply Visit Us Request Info Find a Program

2. Login to AppalNet Self Service by clicking the Student Self Service link



Log in to AppalNet Self Service



Resources For:

Current Students ▾

- DegreeWorks
- Mapworks
- Mountaineer Apps
- Schedule an Advising Appointment (UC Students ONLY)
- Aportfolio
- Parking Registration
- AppCard Online
- Student Self-Service ←

Prospective Students ▶

Faculty and Staff ▶



Academic Calendar



Quick Links

- Mountaineer Mail
- Mountaineer Calendar
- Mountaineer Drive
- Mountaineer Apps Help Page
- Direct Link to Web Self Service
- Former Student Access
- Academic Calendar and Exam Schedule
- ASULearn
- Housing and Residence Life
- Office of Financial Aid
- Student Accounts/Cashier
- University Libraries



Computer Assistance

- Password Manager
- Request Computer Assistance
- Tech Support

3. Enter your User Name and Password



User Login

Please enter your username and password. When finished, select Login.

Please Note: Entries are Case Sensitive

To protect your privacy, please Exit and close your browser when you are finished.

User Name:

Password:

Login

[Need Help?](#)

RELEASE: 8.8.1

4. Click on the Financial Aid tab



Personal Information Student **Financial Aid** Employee

Financial Aid

[My Overall Status of Financial Aid](#)

[View overall status](#); [View holds](#); [View academic progress](#); [Read messages](#); [View financial aid awards](#).

[My Eligibility](#)

[Review Financial Aid requirements](#); [Display academic progress history](#); [View academic transcript](#).

[My Award Information](#)

[View account summary](#); [Review awards by aid year](#); [Accept award offers by aid year](#); [Review award history](#); [Display award payment schedule](#).



[Office of Student Financial Aid](#)

Click here for information on applying for financial aid.

[Parent Access](#)

Authorize access to Parents and Guardians to view your financial aid information.


[Federal Shopping Sheet](#)

Information about the cost of attendance and aid you have been awarded is provided in a standardized format which facilitates easy comparison with other higher education institutions.

[Financial Aid Summer Sessions Application](#)

RELEASE: 8.8.1


5. Click on the “My Award Information” link



Personal Information Student **Financial Aid** Employee

Financial Aid

[My Overall Status of Financial Aid](#)
View overall status; View holds; View academic progress; Read messages; View financial aid awards.

[My Eligibility](#)
Review Financial Aid requirements; Display academic progress history; View academic transcript.

[My Award Information](#) 
View account summary; Review awards by aid year; Accept award offers by aid year; Review award history; Display award payment schedule.

 [Office of Student Financial Aid](#)
Click here for information on applying for financial aid.


[Parent Access](#)
Authorize access to Parents and Guardians to view your financial aid information.

[Federal Shopping Sheet](#)
Information about the cost of attendance and aid you have been awarded is provided in a standardized format which facilitates easy comparison with other higher education institutions.


[Financial Aid Summer Sessions Application](#)

RELEASE: 8.8.1

6. Click on the “Accept Award Offer by Aid Year” link


Personal Information Student **Financial Aid** Employee

Award Information

[Accept Award Offer by Aid Year](#) 
[Award History](#)

RELEASE: 8.8.1


7. Select the applicable Aid Year

- For Example: The 2017-2018 aid year includes Fall 2017, Spring 2018, and Summer 2018



Personal Information Student **Financial Aid** Employee

Select Aid Year

 Some financial aid information is determined by **Aid Year** (the academic year for which you are applying). Click Reset to redisplay the previous value.

Select Aid Year

RELEASE: 8.21

- Not Applicable/No Value Found ▼
- Not Applicable/No Value Found
- Award Year 2017-2018**
- Award Year 2016-2017
- Award Year 2015-2016
- Award Year 2014-2015
- Award Year 2013-2014
- Award Year 2012-2013
- Award Year 2011-2012
- Award Year 2010-2011
- Award Year 2009-2010
- Award Year 2008-2009
- Award Year 2007-2008



8. Click Award Overview to view your award and Accept Award Offer to accept or decline loan offers



Personal Information Student **Financial Aid** Employee

Award Package By Aid Year Award Year 2017-2018

General Information Award Overview Resources/Additional Information Accept Award Offer



Click on each tab displayed on this page to view your financial aid award details for this aid year. If you

[Select Another Aid Year](#)

[Overall Financial Aid Summary]

RELEASE: 8.24.0.1

9. Beside each loan offer, select "Accept" or "Decline." You can choose to accept a partial amount of your loan by entering the amount that you wish to accept in the "Accept Partial Amount" field.

- **IMPORTANT!** When accepting your award, understand the offered amount is for the entire year.
- **IMPORTANT!** You must read the Terms and Conditions. After accepting your loans, click the "Accept Terms and Conditions" check box indicating you have read and understand the Terms and Conditions for financial aid.

Additional Information...

First time loan borrowers will need to complete Entrance Counseling and a Master Promissory Note (MPN) at www.studentloans.gov